BILL OF MATERIAL

ITEM	QTY	MANUFACTURER	PART NUMBER	DESCRIPTION
1	2	SEL	0351S7XHD3E5421	FEEDER PROTECTION RELAY
2	2	ABB	FR4G171001001	TEST BLOCK, FT-19R, 30 POLES, 171 001 001
3	3	BUSSMANN	H25030-3S	FUSE BLOCK 3-P 30A, 250V
4	3	BUSSMANN	H25030-2S	FUSE BLOCK 2-P 30A, 250V
5	15	BUSSMANN	NON-10	FUSE CARTRIDGE 10A, 250V NR
6	14	GE	EB25B12	TERMINAL BLOCK, 12 POLES, 30A, 600V
7	5	GE	EB27B04S	SHORTING TERMINAL BLOCKS, 4 POLES, 30A, 600V

NAMEPLATE LEGEND

NPLT NO.	LINE 1	LINE 2	LINE 3	SIZE
1	12.47kV DISTRIBUTION	12.47kV BUS #1 FEEDER		1.25 X 6
2	12.47kV FEEDER	OVERCURRENT RELAY	SEL-351S	0.75 X 3
3	CB 0321 (SEE NOTE 3)			0.75 X 3
4	SEE DWG 022074-NP05 FOR DETAILS			2 X 5
5	SEE DWG 022074-NP05 FOR DETAILS			2 X 5
6	SEE DWG 022074-NP05 FOR DETAILS			2 X 5
7	12.47kV FEEDER	OVERCURRENT RELAY	SEL-351S	0.75 X 3
8	CB 0322 (SEE NOTE 3)			0.75 X 3
9	SEE DWG 022074-NP05 FOR DETAILS			2 X 5
10	SEE DWG 022074-NP05 FOR DETAILS			2 X 5
11	SEE DWG 022074-NP05 FOR DETAILS			2 X 5
P5L, P5R, 5FU1, 5FU2, 5FU3, 5FU4, 5FU5, 5FU6				0.5 X 1.25

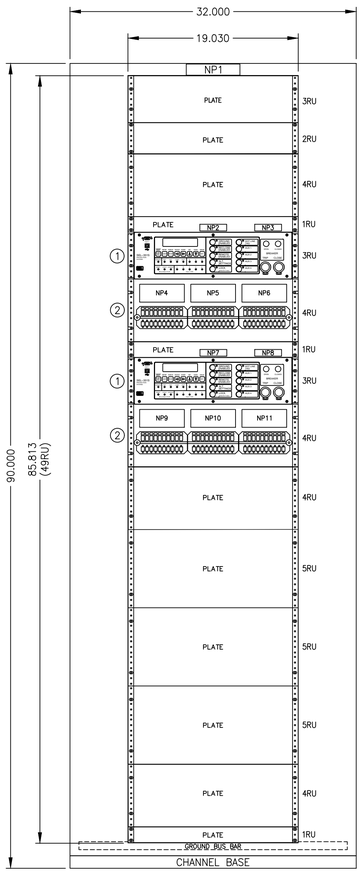

FRONT VIEW

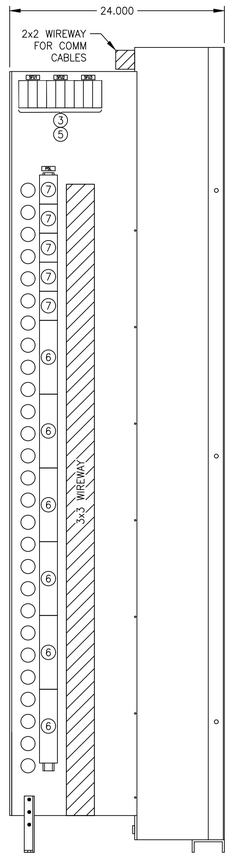

INTERIOR LEFT SIDE

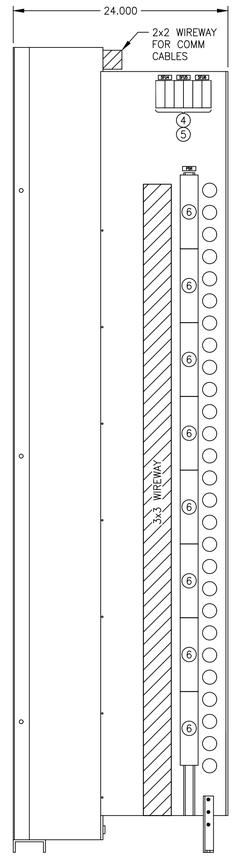

INTERIOR RIGHT SIDE

PANEL 8

12.47kV BUS #2
FEEDER
PROTECTION

NOTES:

1. NAMEPLATES ARE BLACK WITH WHITE LETTERS.
2. PROVIDE NAMEPLATES FOR FUSE BLOCKS, TERMINAL BLOCKS AND ANY OTHER INTERIOR DEVICE IDENTIFICATIONS.
3. LETTER HEIGHT FOR THESE NAMEPLATES ARE 0.5"

no.	date	by	ckd	description
0	XX/XX/XX	XX	XXX	ISSUED FOR REVIEW

BURNS McDONNELL
9400 WARD PARKWAY
KANSAS CITY, MO 64114
816-333-9400

date	detailed
XX/XX/XX	K. DUNNAGAN
designed	checked
L. PRUETT	X. XXXX

Midwest Energy,Inc.
1330 Canterbury Rd.
Hays, Kansas 67601
(785) 625-3437

EAST HAYS SUBSTATION
PANEL 8
12kV BUS #1 & BUS #2
PANEL LAYOUT

project: XXXXX
contract:
drawing: **PANEL 8**
rev. **0**
sheet 1 of 1 sheets
file PANEL 8.dwg

COPYRIGHT © 2013 BURNS & McDONNELL ENGINEERING COMPANY, INC.